



AISSMS
COLLEGE OF ENGINEERING

ज्ञानम् सकलजनहिताय
Accredited by NAAC with "A+" Grade



Department of Computer Engineering

Fourth Year Computer Engineering

Year 2022 - 23

Group/Project ID : 19

Team Members:

1. Priya Bhalchim
2. Akansha Salunke
3. Prathamesh Kadale
4. Shridhan Badve

Project Title : Stock Market Analyzing and prediction using machine learning techniques.

Project Guide : Prof. V.V.Navale











Area of the Project : Machine learning

Project Review (Semester I)

The group members are expected to present their work undertaken during the semester. Journey of development has to be rationally presented with thorough literature survey.

8.1 Project Review-I: Problem Statement, Motivation, objectives and Literature Review,

Student is expected to deliver presentation covering Problem Statement, Motivation, objectives and Literature Review.

Sr. No.	Question	Date	Remark / Grade	Sign of Guide
1)	Does the statement gives clear identification about what your project will accomplish?	17/10/22	Done	
2)	Is the statement short and concise?	17/10/22	Done	
3)	Can a person who is not familiar with the project understand scope of the project by reading the project problem statement?	17/10/22	Done	
4)	The project's objectives of study (what product, process, resource etc.) are being addressed?	17/10/22	Done	
5)	Is similar type of methodology / model used for existing work?	17/10/22	Done	
6)	Is the studied literature sufficient to decide scope of the project?	17/10/22	Done	
7)	Are the objectives set will help to achieve goal of the project?	17/10/22	Done	
8)	Does Research gap identified will lead to find motivation of project?	17/10/22	Done	
9)	Does your project contribute to our society by any means and will lead to find motivation?	17/10/22	Done	
10)	Are the objectives clearly and unambiguously listed?	17/10/22	Done.	

Remark and Suggestions:


study more papers

Name and Sign of

Reviewers: 1.

S. V. Athavale 

2.


Vandana V. Navale

Project Review-II: Feasibility and Scope

Student is expected to deliver presentation covering Feasibility and Scope

Sr. No.	Question	Date	Remark / Grade	Sign of Guide
1)	Is the project's view point is understood?	17/10/22	Done	VVF
2)	Is the project goal statement is in alignment with the sponsoring organization's business goal and mission?	17/10/22	Done	VVF
3)	Who is the project's end user?	17/10/22	Done	VVF
4)	What is the projected cost of producing a product?	17/10/22	Done	VVF
5)	Is project achievable in specified (Time, Cost Budget)?	17/10/22	Done	VVF
6)	Are the requirements within the scope of the project?	17/10/22	Done	VVF
7)	Is the scope properly defined?	17/10/22	Done	VVF
8)	Does the problem statement clearly define scope of the project?	17/10/22	Done	VVF
9)	Do the project requirements fit into available software and hardware?	17/10/22	Done	VVF
10)	Whether the milestones are stated completely and project timeline is given?	17/10/22	Done	VVF
11)	Whether risks like technical risks, Operational risks, schedule risks, business risks are identified correctly or not?	17/10/22	Done	VVF
12)	Whether Risk prioritization is done properly or not and any back up plan is there or not?	17/10/22	Done .	VVF

Remark and Suggestions:

All requirements check properly &
modify architecture


Name and Sign of

Reviewers: 1. S.V. Athavale

2. Vandana V. Navale. VV Navale

Project Review-III: Requirement Analysis


Student is expected to deliver presentation covering Requirement Analysis

Sr. No.	Question	Date	Remark / Grade	Sign of Guide
1)	Is information domain analysis complete, consistent and accurate?	21/10/22	Yes	
2)	Is problem statement categorized in identified area and targeted towards specific area there in?	21/10/22	Yes	
3)	Is external and internal interfacing properly defined?	24/10/22	Yes	
4)	Are requirement consistent with schedule, resources and budget?	24/10/22	Yes	
5)	Are all requirements traceable to system level?	24/10/22	Yes	
6)	What is needed to make the product?	24/10/22	Yes	
7)	Is there a demand for the produce?	24/10/22	Yes	
8)	Is identification of stakeholders is done properly?	24/10/22	Yes	
9)	Whether all requirements are captured and documented in line with scope?	24/10/22	Yes	
10)	Whether all type of analysis classes are identified or not?	24/10/22	Yes	
11)	Whether the Acceptance criteria is decided are not?	24/10/22	Yes	

Remark and Suggestions:

Gather more information of domain.


Name and Sign of

Reviewers: 1. S.V. Athavale 

2. Vandana.V. Navale 

Project Review-IV: Design

Student is expected to deliver presentation covering Design

Sr. No.	Question	Date	Remark / Grade	Sign of Guide
1)	Are requirement reflected in the system architecture?	10/11/22	yes	
2)	Does the design support both project (product) and project goals?	10/11/22	yes	
3)	Does the design address all the issues form the requirement?	10/11/22	yes	
4)	Is effective modularity achieved and modules are functionally independent?	10/11/22	yes	
5)	Are structural diagrams (class, Object, etc) are well defined?	11/11/22	yes	
6)	Are all class associations clearly defined and understood?(Is it cleat which classes provide which services?)	11/11/22	yes	
7)	Are the classes in the class diagram clear? (What they represent in the architecture design document?)	11/11/22	yes	
8)	Is inheritance appropriately used?	11/11/22	yes	
9)	Are the multiplicities in the use case diagram depicted in the class diagram?	11/11/22	yes	
10)	Are all objects used in sequence diagram?	11/11/22	yes	
11)	Are the symbols used in all diagrams corresponding to UML standards?	11/11/22	yes	
12)	Are behavioral diagrams (use case, sequence, activity, etc.) well defined and understood?	11/11/22	yes	
13)	Does each case have clearly defined actors and input/ output?	11/11/22	yes	
14)	Does the sequence diagram matches with class diagram?	11/11/22	yes	
15)	Is aggregation/ containment (used) clearly defined and understood?	11/11/22	yes	
16)	Whether State charts are capturing system's dynamic behavior correctly or not?	11/11/22	yes	
17)	Related to procedural thinking whether DFDs and CFDs along with transaction and transformation flow are done correctly or not?	11/11/22	yes	

Remark and Suggestions:

Name and Sign of

Reviewers: 1. S.V. Athwale.

2. Vandana.V. Navale.

Internal Evaluation Sheet (Semester I)

Sr. No.	Name(s) of the student in the project group	Problem Statement / Motivation / Objectives / Scope/ Feasibility Requirement (05)	Literature Survey (05)	Requirement Analysis (05), Modeling & Designing (10)	Planning & Prototyping (05)	Presentation & Question - Answer (10)	Partial Project Report (10)	Total (50)
1.	Priya. V. Bhadhim	05	05	08	04	09	10	46
2.	Akanksha. T. Salunke	05	04	08	04	09	10	45
3.	Prathamesh Kadale	05	04	07	04	08	10	43
4.	Shridhan Badve	05	04	07	03	07	10	41

(Refer Rubrics)

Name and Signature of Evaluation Committee:

1. Prof.

S. V. Athwale.

2. Prof.

Yandana. V. Navale.

Examiners Feedback and Suggestions:

Signature of Guide
[Name of Guide]


Signature of Head
[Name of HoD]
Head of Department

Project Review: (Semester II)

The group members are expected to present their work undertaken during the semester. Journey of development has to be rationally presented.

Project Review-I: Modeling (Model Refinement and Algorithm development)

Student is expected to deliver presentation covering Modeling

Sr. No.	Question	Date	Remark/ Grade	Sign of Guide
1)	Which software Development Process model is used? (Water fall, Incremental, RAD) How?(? at this level?)	22/9/22	Yes	
2)	Do you clearly identify data objects, their attributes and relationships?(All constraints fro SRS are captured or not?)	27/9/22	Yes	
3)	Have you clearly matched the objects with respective classes and their responsibilities?	27/9/22	Yes	
4)	Have you analyzed the requirements and represented them into respective models?	6/10/22	Yes	
5)	Can you differentiate between different system states and depict them in the form of state transition diagram?	10/10/22	Yes	
6)	Does the mathematical model clearly imply design of the project?	10/10/22	Yes	
7)	Does the mathematical model clearly states goal of project?	10/10/22	Yes	
8)	Does the interface between the modules properly identified?	18/10/22	Yes	
9)	Does any functional dependencies are identified and described?	19/10/22	Yes	
10)	Which architectural model does your system supports?	14/10/22	Yes	
11)	Whether Deployment diagram is inline with selected architecture?	14/11/22	Yes	
12)	Whether all components are designed properly and represented in component diagram?	14/11/22	Yes	
13)	Whether NP-completeness of algorithms is checked or not?	14/11/22	Yes	

Remark and Suggestions:

Try to implement changes.


Name and Sign of

Reviewers: 1. S. V. Athwale.

2. Vandana. V. Navale

Project Review-II: Coding / Implementation

Student is expected to deliver presentation covering Coding / Implementation


Sr. No.	Question	Date	Remark/ Grade	Sign of Guide
1)	Does the code completely and correctly implement the design?	11/8/23	Yes	
2)	Does the code comply with the coding standard?	11/8/23	Yes	
3)	Is the code well structured, consistent in style, and consistently formatted?	11/8/23	Yes	
4)	Are all functions in the design coded?	6/8/23	Yes	
5)	Does the code make use of object oriented concepts?	6/8/23	Yes	
6)	Does the code support granularity?	10/8/23	Yes	
7)	Does the language used for coding is correctly chosen as per the project need?	10/8/23	Yes	
8)	If any off the shelf components are used, Have you understood the functionalities of using it?	10/8/23	Yes	
9)	Are all comments consistent with the code?	10/8/23	Yes	
10)	Whether code optimization is done properly or not?(By using language features)	16/8/23	Yes	

Remark and Suggestions:

Good presentation.

Name and Sign of

Reviewers: 1. S. Y. Aathwale 

2. Yondona. V. Navle 

Project Review-III: Validation and Testing

Student is expected to deliver presentation covering Validation and Testing

Sr. No.	Question	Date	Remark/ Grade	Sign of Guide
1)	Have you done alpha testing?	16/3/23	Yes	
2)	Have you done beta testing?	16/3/23	Yes	
3)	Have you validated the requirements, design and code as per standard?	16/3/23	Yes	
4)	Have you performed GUI testing of project? How?	16/3/23	Yes	
5)	Does your system comply with basic usability norms?	16/3/23	Yes	
6)	Have you tested the code using standard datasets available in your area of project?	16/3/23	Yes	Vij
7)	Have you tested the code in real time environment?	16/3/23	Yes	
8)	After integration of all components whether total performance of system is checked or not?	16/3/23	Yes	
9)	Whether repository of all components along with versions is documented or not?	16/3/23	Yes	

Remark and Suggestions:

Good presentation & PPT

Name and Sign of

Reviewers: 1.

S. V. Athavale

2. Vandana. V. Navale

Vij

Internal Evaluation Sheet (Semester II)

Sr. No.	Name(s) of the student in the project group	Modeling (10)	Coding and Implementation (40)	Testing (10)	Understanding, Individual Involvement / Contribution in the project (10)	Team Work (10)	Demonstration cum Presentation (10)	Documents & Report (10)	Total (100)
1.	Priya. V. Bhattacharya	08	30	06	04	08	06	08	70
2.	Akanksha T. Salunke	08	32	07	05	08	06	08	74
3.	Prathmesh Kaidale	08	31	07	05	08	07	07	73
4.	Shridhan Badve	08	30	06	06	08	06	08	72

(Refer Rubrics)

Name and Signature of Evaluation Committee:

1. Prof. S. V. Athawale

2. Prof. Y. V. Navale

Examiners Feedback and Suggestions:

Signature of Guide
[Name of Guide]

Signature of Head
[Name of HoD]
Head of Department

Rubrics

A. Idea Inception

Grade (Grade Point)	Excellent (10-9)	Very Good (6-8)	Fair (3-5)	Poor (1-2)
Parameter				
Problem Definition and Scope of the Project	08			
Literature Survey	08			
Software Engineering Approach		08		
Requirement Analysis	09			

B. Implementation

Grade (Grade Point)	Excellent (10-9)	Very Good (6-8)	Fair (3-5)	Poor (1-2)
Parameter				
Implementation- Design, platform, coding,	10			
Optimization considerations(Memory, time, Resources, Costing)	09			
Thorough Testing of all modules	08			
Integration of modules and project as whole	07			

C. Documents

Grade (Grade Point)	Excellent (10-9)	Very Good (6-8)	Fair (3-5)	Poor (1-2)
Parameter				
Synopsis	08			
Project Report	08			
Quick references	08			
System manual	08			
Installation Guide	08			
Work Book	09			

D. Demonstration

Grade (Grade Point)	Excellent (10-9)	Very Good (6-8)	Fair (3-5)	Poor (1-2)
Parameter				
Project Presentation and Demonstration (User Interface, ease of use, usability)	10	—	—	—
Understanding individual capacity & involvement in the project	09	—	—	—
Team Work (Distribution of work, intra-team communication and togetherness)	09	—	—	—
Outcomes / Usability	09	—	—	—

E. Contest Participation / Awards, Publications and IPR

Grade (Grade Point)	Excellent (10-9)	Very Good (6-8)	Fair (3-5)	Poor (1-2)
Parameter				
Participation in various contests	—	—	05	—
Appreciation and Awards	—	—	—	—
Publications	00	07	—	—
Copyright	—	—	—	—
Patent	—	—	—	—
Commercial value /product conversion of Work	—	07	—	—

Bibliography

1. Roger S. Pressman, "Software Engineering: A Practitioner's Approach", 6th Edition McGraw-Hill, ISBN978-0-07-337597-7.
2. Joseph Phillips, "IT Project Management", Tata McGraw-Hill 2003 Edition, ISBN 13: 978-0071700436
3. www.csc.villanova.edu/~tway/courses/csc4181/s2010/srs_template-1.doc
4. http://unipune.ac.in/Syllabi_PDF/revised-2015/engineering/BE-Computer-2012-course-27-8-15.pdf

BE Project	
Sr. No	List of students undertaking project work
1	Ameya Kulkarni
2	Maithili Balkawade
3	Rushikesh Kajale
4	Gauri Khapre
5	Shreya Waghmare
6	Shruti Surajbansi
7	Neelansh Bhambhani
8	Pratik Ingle
9	Tushar Mali
10	Akshay Vairagal
11	Rohit Patil
12	Kiran Ravsaheb Rupanawar
13	Samarth Nirali
14	Ritesh naik
15	Prasad Patil
16	Hitesh Suryawanshi
17	Sarvesh Anil Bodhe
18	Laxmi Chaudhari
19	Sharwari Maske
20	Chirag Shah
21	Aarushi Mahajan
22	Pratik Mohire
23	Videh Warade
24	Pooja Dhabade
25	Venkat Rajarwad
26	Hrutuja Jiwane
27	Tejas Vakare
28	Supriya Darade
29	Sanket Borse
30	Sidharth Lahamge
31	Sumit Ghodake
32	Susmita Bansode
33	Pranali Krishna
34	Ruchika Meshram
35	Shivam Patil
36	Rohan Sonawane
37	Aniket Kinkar
38	Kunal Rajendra More
39	Arjun Prakash Taur
40	Manjit Manish More
41	Limaye Vaishnav
42	Lokhande Sakshi
43	Pakhare Mangesh Balasaheb
44	Jagadale Neha Vijay
45	Chavan Manav
46	Kalyankar Abhishek
47	Kirwale Saourabh


Head
 Department of Electrical Engineering
 AISSMS College of Engineering, Pune

48	Ingle Girish
49	Prafull yadav
50	Prathamesh Sampgaonkar
51	Doke rushikesh sanjay
52	Soumit debbarma
53	Wabale aditya sharad
54	Harshwardhan Chavan
55	Ansarali Nadaf
56	Ankit GULUMKAR
57	Mahesh karhe
58	Swapnali Holmukhe
59	Nivedita Kulkarni
60	Ritika Patil
61	Sakshi Pattewar
62	Utkarsha Yuvraj Chavan
63	Nilesh Limbaji Ghuge
64	Mahammadsakib Raju Sayyad
65	Kedar Raghuvir Urane
66	Abhijeet Khulesh Shinde
67	Suraj Dattaprasad Zanwar
68	Sameer Ravindra Shinde
69	Yogita Bapurao Madane
70	Chandgude Shreeyash

Head
Department of Electrical Engineering
AISSMS College of Engineering, Pune



**Department of Electrical Engineering
PROJECT**

**CLASS -BE (Electrical)
SEM - I**

AY: 2022-23

Date: 02/09/2022

Allotment of Guides for B.E project

The following faculty members will "Guide" the students for B.E Project stage I and II (403145 and 403152) respectively for AY 2022-23, Sem I and II.

Group No.	Roll No.	Name of Student	Name of the Guide (Faculty)
1	19EL024	Ameya Kulkarni	Prof. S R Lengade
	19EL003	Maithili Balkawade	
	19EL019	Rushikesh Kajale	
	19EL021	Gauri Khapre	
2	19EL050	Shreya Waghmare	Prof. R S Shinde
	19EL051	Shruti Surajbansi	
	19EL038	Neelansh Bhambhani	
	19EL015	Pratik Ingle	
3	19EL028	Tushar Mali	Prof. S Vadi
	19EL057	Akshay Vairagal	
	19EL042	Rohit Patil	
	18EL040	Kiran Ravsaheb Rupanawar	
4	19EL039	Samarth Nirali	Prof. S K Biradar

	19EL037	Ritesh naik	
	19EL041	Prasad Patil	
	19EL054	Hitesh Suryawanshi	
5	19EL006	Sarvesh Anil Bodhe	Prof. V N Tarange
	19EL007	Laxmi Chaudhari	
	19EL030	Sharwari Maske	
	20EL314	Chirag Shah	
6	19EL001	Aarushi Mahajan	Prof. P Sankala
	19EL032	Pratik Mohire	
	19EL061	Videh Warade	
	20EL304	Pooja Dhabade	
7	19EL048	Venkat Rajarwad	Prof. V V Kulkarni
	19EL016	Hrutuja Jiwane	
	19EL058	Tejas Vakare	
	19EL009	Supriya Darade	
8	17EL008	Sanket Borse	Prof. S Vadi
	18EL025	Sidharth Lahamge	
	19EL012	Sumit Ghodake	
	19EL004	Susmita Bansode	
9	19EL023	Pranali Krishna	Prof. Manoj Kar
	19EL031	Ruchika Meshram	
	19EL043	Shivam Patil	
	19EL052	Rohan Sonawane	
10	17EL054	Pranjal Yede	Prof. A A Apte
	19EL049	Rithik Rajan	
	19EL017	Junaid Javaid Ganai	
	19EL005	Sarvesh Bhusari	
11	18EL013	Anushka Gaikwad	Prof. V V Kulkarni
	19EL027	Advait Mahadik	
	19EL002	Adarsh Vishwakarma	

	19EL029	Pushkar Malpani	
12	19EL044	Viraj Patil	Prof. S R Lengade
	19EL045	Yash Patil	
	19EL046	Prafull yadav	
	19EL047	Prathamesh Sampgaonkar	
13	19EL011	Doke rushikesh sanjay	Prof. S K Biradar
	19EL010	Deshmukh om vinod	
	19EL053	Soumit debbarma	
	19EL060	Wabale aditya sharad	
14	19EL008	Harshwardhan Chavan	Prof. R S Shinde
	19EL036	Ansarali Nadaf	
	19EL013	Ankit GULUMKAR	
	19EL020	Maresh karhe	
15	20EL307	Swapnali Holmukhe	Prof. A A Apte
	20EL309	Nivedita Kulkarni	
	20EL311	Ritika Patil	
	20EL312	Sakshi Pattewar	
16	20EL303	Utkarsha Yuvraj Chavan	Prof. V S Ponskshe
	20EL306	Nilesh Limbaji Ghuge	
	20EL313	Mahammadsakib Raju Sayyad	
	20EL317	Kedar Raghuvir Urane	
17	20EL315	Abhijeet Khulesh Shinde	Prof. S S Mujawar
	20EL318	Suraj Dattaprasad Zanwar	
	20EL316	Sameer Ravindra Shinde	
	16EL026	Yogita Bapurao Madane	
18	20EL302	Chandgude Shreeyash	Prof. S S Mujawar
	20EL305	Dhok Payal Doma	
	20EL310	Mali Pranali	
	20EL301	Bhosale Madhavi	
19	19EL022	Aniket Kinkar	Prof. L S Godse

	19EL033	Kunal Rajendra More	
	19EL055	Arjun Prakash Taur	
	19EL034	Manjit Manish More	
20	19EL025	Limaye Vaishnav	Prof. P Sankala
	19EL026	Lokhande Sakshi	
	19EL040	Pakhare Mangesh Balasaheb	
	20EL308	Jagadale Neha Vijay	
21	18EL011	Chavan Manav	Prof. V N Tarange
	18EL020	Kalyankar Abhishek	
	18EL023	Kirwale Saourabh	
	19EL014	Ingle Girish	

Committee Members:

Prof. M H Dhend

Prof. SK Biradar

Prof. L S Godse



Project Co-ordinator



HOD

Head

Department of Electrical Engineering
AISSMS College of Engineering, Pune



**Department of Electrical Engineering
PROJECT**

**CLASS -BE (Electrical)
SEM - I**

AY: 2022-23

Date: 29/08/2022

Titles of the Project

Group No.	Roll No.	Name of Student	Title of the Project
1	19EL024	Ameya Kulkarni	Energy performance analysis of a commercial building
	19EL003	Maithili Balkawade	
	19EL019	Rushikesh Kajale	
	19EL021	Gauri Khapre	
2	19EL050	Shreya Waghmare	Automatic phase selector system for 3 phase supply
	19EL051	Shruti Surajbansi	
	19EL038	Neelansh Bhambhani	
	19EL015	Pratik Ingle	
3	19EL028	Tushar Mali	IoT based Face Mask Detection and Body Temperature
	19EL057	Akshay Vairagal	
	19EL042	Rohit Patil	
	18EL040	Kiran Ravsaheb Rupanawar	
4	19EL039	Samarth Nirali	Prototype of Adaptive Headlight System for cars
	19EL037	Ritesh naik	
	19EL041	Prasad Patil	
	19EL054	Hitesh Suryawanshi	

5	19EL006	Sarvesh Anil Bodhe	Mission vision based intelligent quality check of Soyabean
	19EL007	Laxmi Chaudhari	
	19EL030	Sharwari Maske	
	20EL314	Chirag Shah	
6	19EL001	Aarushi Mahajan	Multistage DC to AC variable inverter with 120% load capacity
	19EL032	Pratik Mohire	
	19EL061	Videh Warade	
	20EL304	Pooja Dhabade	
7	19EL048	Venkat Rajarwad	Maharastra State Online Load Display System
	19EL016	Hrutuja Jiwane	
	19EL058	Tejas Vakare	
	19EL009	Supriya Darade	
8	17EL008	Sanket Borse	Automatic Fire Detection and Extinguishing System
	18EL025	Sidharth Lahamge	
	19EL012	Sumit Ghodake	
	19EL004	Susmita Bansode	
9	19EL023	Pranali Krishna	Stability analysis of power system incorporating facts controller
	19EL031	Ruchika Meshram	
	19EL043	Shivam Patil	
	19EL052	Rohan Sonawane	
10	17EL054	Pranjal Yede	
	19EL049	Rithik Rajan	
	19EL017	Junaid Javaid Ganai	
	19EL005	Sarvesh Bhusari	
11	18EL013	Anushka Gaikwad	
	19EL027	Advait Mahadik	
	19EL002	Adarsh Vishwakarma	
	19EL029	Pushkar Malpani	
12	19EL044	Viraj Patil	Implementation of Servo Motor Based Motion Control in Case of Sun Tracking for Prototype Solar Panel System
	19EL045	Yash Patil	

	19EL046	Prafull yadav	
	19EL047	Prathamesh Sampgaonkar	
13	19EL011	Doke rushikesh sanjay	DESIGN AND BUILDING A PROTOTYPE MODEL TO DEMONSTRATE UNDERWATER COMMUNICATION USING LI-FI TECHNOLOGY
	19EL010	Deshmukh om vinod	
	19EL053	Soumit debbarma	
	19EL060	Wabale aditya sharad	
14	19EL008	Harshwardhan Chavan	Third Eye For Blind
	19EL036	Ansarali Nadaf	
	19EL013	Ankit GULUMKAR	
	19EL020	Mahesh karhe	
15	20EL307	Swapnali Holmukhe	Multisatage variable DC to AC inverter with with VVVF drive with 120% overload capacity for goods carrier electric vehicle
	20EL309	Nivedita Kulkarni	
	20EL311	Ritika Patil	
	20EL312	Sakshi Pattewar	
16	20EL303	Utkarsha Yuvraj Chavan	Performance Improvement of Distribution Network by using DSTATCOM
	20EL306	Nilesh Limbaji Ghuge	
	20EL313	Mahammadsakib Raju Sayyad	
	20EL317	Kedar Raghuvir Urane	
17	20EL315	Abhijeet Khulesh Shinde	Motor Drive protection and data logging using IOT for electric goods carrier vehicle
	20EL318	Suraj Dattaprasad Zanwar	
	20EL316	Sameer Ravindra Shinde	
	16EL026	Yogita Bapurao Madane	
18	20EL302	Chandgude Shreeyash	Benchmarking of Switched Reluctance Motor with PMSM Motor.
	20EL305	Dhok Payal Doma	
	20EL310	Mali Pranali	

	20EL301	Bhosale Madhavi	
19	19EL022	Aniket Kinkar	Implementation and validation of cvt in electric ATV
	19EL033	Kunal Rajendra More	
	19EL055	Arjun Prakash Taur	
	19EL034	Manjit Manish More	
20	19EL025	Limaye Vaishnav	Design of Electric Two Wheeler
	19EL026	Lokhande Sakshi	
	19EL040	Pakhare Mangesh Balasaheb	
	20EL308	Jagadale Neha Vijay	
21	18EL011	Chavan Manav	Smart phone operated multipurpose agricultural robot
	18EL020	Kalyankar Abhishek	
	18EL023	Kirwale Saourabh	
	19EL014	Ingle Girish	


Project Co-ordinator


HOD

Head
Department of Electrical Engineering
AISSMS College of Engineering, Pune



AISSMS

COLLEGE OF ENGINEERING

Approved by AICTE, New Delhi, Recognized by
Govt. of Maharashtra, Affiliated to Savitribai Phule Pune University
and recognized 2(f) and 12(B) by UGC (Id.No. PU / PN/ Engg. / 093 (1992)
Accredited by NAAC with 'A+' Grade



Department of Electrical Engineering

B.E. (Electrical)

Project Record Book

Academic Year (2022 -2023)

Title of the Project

Smart Phone Operated Multi-Purpose Agricultural Robot

Name of the Students

Kirwale Saourabh Babasaheb (18EL023)

Kalyankar Abhishek Vitthalrao (18EL020)

Chavan Manav Santosh (18EL011)

Ingale Girish Sampatrao (19EL014)

Guide

Prof. V.N. Tarange

1


Head

**Department of Electrical Engineering
AISSMS College of Engineering, Pune**

Group No: 21

Title of Project: Smart Phone Operated Multi-Purpose Agricultural Robot

Name of Student	Roll No.	Exam No.	Mobile No.	T.E. Result	Placement Status
Kirwale Saourabh Babasaheb	18EL023	T190212553	8070727272	7.54	Not Placed
Kalyankar Abhishek Vitthalrao	18EL020	T190212549	7219474724	7.92	Placed
Chavan Manav Santosh	18EL011	T190212513	7218195580	7.48	Placed
Ingale Girish Sampatrao	19EL014	T190212524	7378715513	7.52	Not Placed

In-house/Sponsored:

Sponsoring Authority: BitMap Technologies Pvt. Ltd, Pune

Mr . Vinod Thete

Type of sponsorship: Technical Sponsorship


Internal Guide: Prof. V.N. Tarange

External Guide:


Head
Department of Electrical Engineering
AISSMS College of Engineering, Pune

AISSMS COE
Department of Electrical Engineering
BE Project Calendar
Academic Year (2022 - 2023)

Sr.No.	Activity	Time Slot
Term-I		
1	Finalize Project Team	2nd Week of July
2	Submission of Project Synopsis	August
3	First Review by a faculty group	1 st week of October
4	First Term Oral Examination	1 st week of December
Term-II		
5	Second review by a faculty group	1 st week of February
6	Project Exhibition	2 nd week of April
7	Submission of Project Report	3 rd week of April
8	Project Final Examination	2 nd week of June


Head
Department of Electrical Engineering
AISSMS College of Engineering, Pune

Project Synopsis

Title of the Project:

Smart Phone Operated Multi-Purpose Agricultural Robot

Sponsorship: Bitmap Technology

Abstract: This robotic vehicle is an agricultural machine of a considerable power and great soil clearing capacity. This multipurpose system gives an advance method to sow, plow, water and cut the crops with minimum man power and labor making it an efficient vehicle. The machine will cultivate the farm by considering particular rows and specific column at fixed distance depending on crop. More- over the vehicle can be controlled through Bluetooth medium using an Android smart phone. The whole process calculation, processing, monitoring is designed with motors amp; components interfaced with micro controller. The primary goal in creating this robot was to simply make farming easier for farmers in the future. The fields of robotics and large-scale agriculture have seen several significant breakthroughs in the current situation. Both technologies are used in this essay.

Objective:

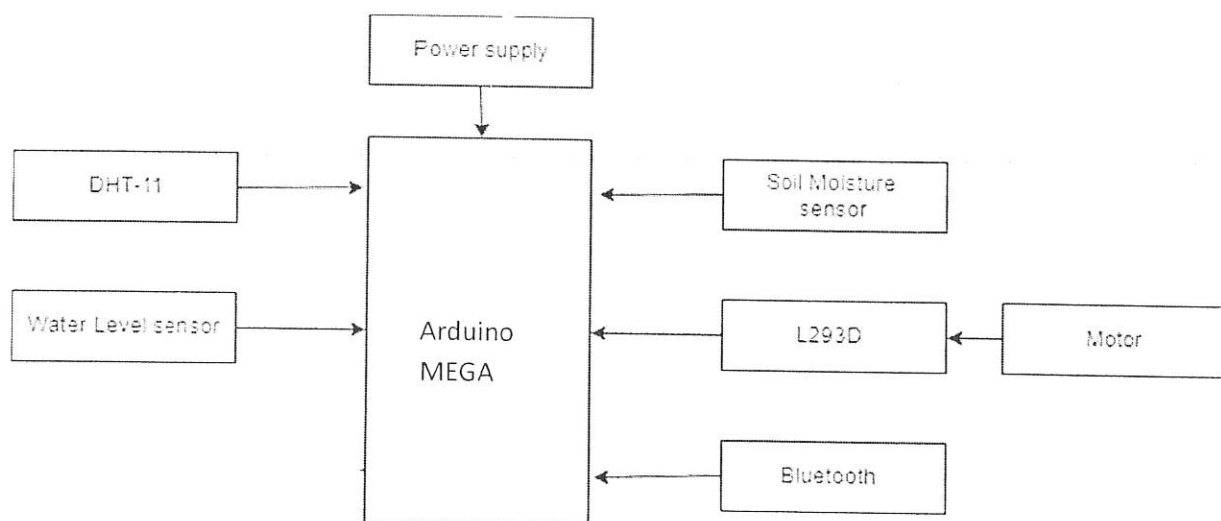
Objective of agriculture robots is to automate repetitive and labor-intensive task in farming operations. This can include activities such as planting seeds, harvesting crops and weeding fields by automating these task robots can increase efficiency, reduce task and reduce the burden on human labor

Specifications:

- 1) **Compatibility:-** The robot is compatible with both iOS and Android smartphones, allowing farmers to control and monitor the robot using a dedicated mobile application.

- 2) **Wireless Connectivity:** The robot should have built-in Wi-Fi or Bluetooth capabilities to establish a seamless connection with the smartphone. This enables real-time communication, data transfer, and remote control.
- 3) **Modular Design:** The robot should have a modular design that allows it to be easily configured and equipped with different attachments or tools for various agricultural tasks. These could include modules for planting, weeding, spraying, monitoring, or even small-scale harvesting
- 4) **Autonomous Navigation:** The robot is possessing advanced navigation and obstacle avoidance systems to move autonomously through the agricultural environment. It uses sensors like ultrasonic sensors to avoid obstacles.
- 5) **Sensing and Data Collection:** The robot is equipped with a variety of sensors, such as temperature and humidity sensors, or soil sensors. These sensors enable the robot to collect data about crops, soil conditions, and environmental factors to aid decision-making.

Block Diagram:



Requirement of Hardware/Software:

Component	Specifications
Arduino Mega	The 8-bit board with 54 digital pins, 16 analog inputs, and 4 serial ports
L293D	-Voltage Range: 4.5 V to 36 V. Thermal Shutdown
DHT-11	Good for 20-80% humidity readings Good for 0-50 °C temperature readings
Bluetooth Sensor	Operating Voltage: 4V to 6V (Typically, +5V) Operating Current: 30mA Range: <100m
Soil Moisture Sensor	Operating Voltage: 3.3V to 5V DC Operating Current: 15mA
Ultrasonic Sensor	Power Supply: 3.3V – 5V. Operating Current: 8mA. Working Frequency: 40Hz. Ranging Distance: 3cm – 350cm/3.5m

Reference Books/Papers/Internet sites

Sr. No.	Title of Book/ Paper	Author	Publisher	Other Details if any
1	Smart Agriculture Using Internet of Things	Ibrahim Mat, Mohamed Rawidean Mohd Kassim, Ahmad Nizar Harun, Ismail Mat Yusof	IEEE	
2	Hybridization of Agriculture Vehicles Using a Ride-on Lawn Mower.	Prof. Dr. Herbert Olbrich, Prof. Dr. Rainer Uhler, Prof. Dr. Raoul Zöllner	IEEE	
3	Automated-Robotic Moisture In Agriculture Field	P.Senthil, I.S.Akila.	IEEE	
4	DTMF Based Intelligent Farming Robotic Vehicle	Amritanshu Srivastava, Shubham Vijay, Alka Negi	International Conference on Embedded Systems	
5	Smart Farming Using IOT	T.K. Rana, Amandeep1, Arshia	978-1-5386- 3371- IEEE.	
6	Feeder Weeder for Autonomous Farming	Chethak, Deepika, Rohan D'Souza, Santhosh S	IEEE International Conference on Recent Trends in Electronics, Information Communication Technology.	
7	Intelligent Farming using Delta Robot	Shiva R, Vimal G, Lakshmi Joshitha K	2020 2nd International Conference on Power, Energy, Control and Transmission Systems.	

B.E.(Electrical) Project Progress Card

Title of the project: Smart Phone Operated Multi-Purpose Agricultural Robot

Name of the students:

1 Kirwale Saourabh Babasaheb
3 Chavan Manav Santosh

2 Kalyankar Abhishek Vitthalrao
4 Ingale Girish Sampatrao

Sponsor:

Guide (Internal) – Prof. V.N. Tarange

Contact No.:7020214011

Guide (External)-

Contact No.:

Date	Students present on the day	Time		Work Done / Remark	Signature of Int./Ext. Guide
		From	To		
20/08/2022	1) Chavan Manav Santosh 2) Kalyankar Abhishek Vitthalrao 3) Kirwale Saourabh Babasaheb	10:30	12:30	Selection of Project Topic	
27/08/2022	1) Chavan Manav Santosh 2) Kalyankar Abhishek Vitthalrao 3) Kirwale Saourabh Babasaheb	10:30	12:30	Topic Selection Preparing ppt for topic selection	
10/09/2022	1) Chavan Manav Santosh 2) Kalyankar Abhishek Vitthalrao 3) Kirwale Saourabh Babasaheb	10:30	12:30	Discuss about the project flow and distribution of work load	
				Making of Arduino simulation	

24/09/2022	1) Kalyankar Abhishek Vitthalrao 2) Kirwale Saourabh Babasaheb	10:30	12:30	using proteus	
19/11/2022	1) Chavan Manav Santosh 2) Kalyankar Abhishek Vitthalrao 3) Kirwale Saourabh Babasaheb	10:30	12:30	Preparing for Stage-I Presentation	
11/02/2023	1) Chavan Manav Santosh 2) Kalyankar Abhishek Vitthalrao 3) Ingale Girish Sampatrao	10:30	12:30	To Find a solution on image processing	
12/02/2023	1) Chavan Manav Santosh 2) Kalyankar Abhishek Vitthalrao 3) Kirwale Saourabh Babasaheb 4) Ingale Girish Sampatrao	10:30	12:30	Preparing for project Presentation-III	
18/02/2023	1) Chavan Manav Santosh 2) Kalyankar Abhishek Vitthalrao 3) Kirwale Saourabh Babasaheb 4) Ingale Girish Sampatrao	11:00	12:30	We explored the new technology that is ChatGPT for various programs and logics.	

23/02/2023	1) Chavan Manav Santosh 2) Kalyankar Abhishek Vitthalrao 3) Kirwale Saourabh Babasaheb 4) Ingale Girish Sampatrao	11:30	02:00	We contacted Mr. Vinod Thete Sir about the hardware and its availability and concluded about the setup.	
26/02/2023	1) Chavan Manav Santosh 2) Kalyankar Abhishek Vitthalrao 3) Kirwale Saourabh Babasaheb 4) Ingale Girish Sampatrao	10:30	12:30	Started working with the further major parts such as obstacle detector (ultrasonic sensor)	

* Saturdays and Sunday, We were working with sponsored company [BitMap Technologies Pvt. Ltd.]

Project Review I Mark list

Date: -

Title of the Project: - Smart Phone Operated Multi-Purpose Agricultural Robot

Selection of Topic (10)	Work Carried out in 1 st semester (20)	Understanding (20)	Total (50)

Remarks for Examiner /Guide: -

Remarks for Examiner /Guide: -

Name and Signature:-

Examiner 1:

Guide:

Examiner 2:

Head,
Department of Electrical Engineering,
AISSMS College of Engineering, Pune

Project Review II Mark list

Date:-

Title of the Project: - Smart Phone Operated Multi-Purpose Agricultural Robot

Work Carried out up till now (20)	Understanding and involvement of team members (20)	Results obtained up till now (10)	Total (50)

Remarks of Examiner s/Guide: -

Remarks of Examiner s/Guide: -

Name andSignature:-

Examiner 1:

Guide:

Examiner 2:

Head
Department of Electrical Engineering
AISSMS College of Engineering, Pune

Assessment Report:

A) Contributions:

a) Presented paper in Paper Presentation Competition : (Pl give details)

b) Participated in project Competition: (Pl give details)

c) Any other recognition:

Sir Biradar liked our essential project by deep in their heart.
Thank You.

Date: 24/02/2023

Sponsorship Letter

To Whom It May Concern:

Re: Official Sponsorship Approval Letter.

With great delight, BitMap Technology has to extend an offer of sponsorship for

Students Below :

- Mr. Manav Santosh Chavan
- Mr. Abhishek Vitthalrao Kalyankar
- Mr. Saourabh Babasaheb Kirwale
- Mr. Girish Sampatrao Ingale

A Student Of Engineering And Technology,” College All India Shree Shivaji Memorial Society’s College Of Engineering” Is Official Recipient Of Under The Academic Project At BITMAP Technology!

Project Name: “ Smart Phone Operated Multi-purpose Agriculture Robot ”.


Here at Bitmap Technology Pvt. Ltd. Is a Software Service-based company, we are dedicated to fostering new talent and we believe that students has what it takes to make a huge impact. In return we ask that Students display **BITMAP Technology** promotional signs and literature throughout.

The Approval Consists Of Total Expenditure Required For Completion Of The Project.

I look forward to hearing from you soon so that we can move forward with this wonderful opportunity for **BITMAP Technology** and students.

Yours sincerely,


Vinod Thete.



For BITMAP Technology,

BITMAP Technology

4th Floor of Shree Siddhivinayak Building, Above CCD, 1,
Narhe Pune-411041, Mob No:-9607181257


Head
Department of Electrical Engineering
AISSMS College of Engineering, Pune

22-23

Group no :- (13)


AISSMS
 COLLEGE OF ENGINEERING


Approved by AICTE, New Delhi, for awarding degree/diploma in Engineering
 Affiliated to Pimpri Chinchwad Education Trust, Pimpri, Maharashtra
 Accredited by NAAC with grade A++

Department of Electronics and Telecommunication Engineering

BE- E & TC 22-23 Sem-2 Project Evaluation Sheet

Date: 05/05/23

Sr No	Name of Student	Sign	Technical credibility (knowledge, understanding, etc) (5)	Usage of Modern Tools(5)	Hardware/software design & Analysis (10)	Oral presentation and Effective communication (10)	Demonstration of Project (10)	Overall Presented effectively as a team (10)	Total (50)
1	Nijay D. Amble		05	05	08	09	10	10	47
2	Nignesh S. Zyen		05	05	08	09	10		47
3	Amol N. Rathod		04	04	08	09	10		45
4	Mayumi M. Detei		04	04	08	08	09		43

Guide's Signature

Project Coordinator

Dr R.R. Itkarkar

External Evaluator Name & Sign

Head
 HOD E & TC
 Department of Electronics & Telecommunication
 AISSMS COE PUNE-411001.

Group no :- (14)



AISSMS
COLLEGE OF ENGINEERING



Department of Electronics and Telecommunication Engineering

BE- E & TC 22-23 Sem-2 Project Evaluation Sheet

Date: 05/05/23

Sr No	Name of Student	Sign	Technical credibility (knowledge, understanding, etc) (5)	Usage of Modern Tools(5)	Hardware/software design & Analysis (10)	Oral presentation and Effective communication (10)	Demonstration of Project (10)	Overall Presented effectively as a team (10)	Total (50)
1	Himalay Khachane		4	5	6	7	8	9	38
2	Minal Pandey		4	5	6	6	7		36
3	Rutuja Rout		4	5	6	7	8		38
4	Gonika Wadake		4	5	6	6	7		36

Guide's Signature

Project Coordinator

External Evaluator Name & Sign

P S Tarekar

HOD E & TC

Department of Electronics & Telecommunication
AISSMS's COE PUNE-411001.

Design + implementation of an efficient algorithm
in device-to-device (D2D) comm in 5G
towards security.

Group no:- (15)



AISSMS
COLLEGE OF ENGINEERING



Department of Electronics and Telecommunication Engineering

BE- E & TC 22-23 Sem-2 Project Evaluation Sheet

Date: 05/05/23

Sr No	Name of Student	Sign	Technical credibility (knowledge, understanding, etc) (5)	Usage of Modern Tools(5)	Hardware/software design & Analysis (10)	Oral presentation and Effective communication (10)	Demonstration of Project (10)	Overall Presented effectively as a team (10)	Total (50)
1	SHRUTI PATEL	<i>[Signature]</i>	5	4	4	10	10	10	48
2	RUTAM KHATZ	<i>[Signature]</i>	5	4	4	10	10		48
3	PRITAM MUNDE	<i>[Signature]</i>	5	4	4	10	10		48
4									

Guide's Signature

[Signature]
V V Deshmukh

Project Coordinator

[Signature]

[Signature]
Dr. V N Patil
External Evaluator Name & Sign

[Signature]
HOD E & TC
Head

Department of Electronics & Telecommunication
AISSMS COL PUNE-411001.

Group no :- (16)



AISSMS
COLLEGE OF ENGINEERING



Department of Electronics and Telecommunication Engineering

BE- E & TC 22-23 Sem-2 Project Evaluation Sheet

Date: 05/05/23

Sr No	Name of Student	Sign	Technical credibility (knowledge, understanding, etc) (5)	Usage of Modern Tools(5)	Hardware/ software design & Analysis (10)	Oral presentation and Effective communication (10)	Demonstration of Project (10)	Overall Presented effectively as a team (10)	Total (50)
1	Amisha Yeole	<i>Amisha</i>	5	5	8	8	5	8	39
2	Divya Sutar	<i>DS</i>	5	5	8	8	5		39
3	Veushali Gaikwad	<i>VG</i>	5	5	8	8	5		39
4									

Guide's Signature

Project Coordinator

External Evaluator Name & Sign

Dr. D. P. Gaikwad

Signature

HOD E & TC

Department of Electronics & Telecommunication
AISSMS's COE PUNE-411001.



Review Panel Members:	SJN + BYD				Date: 10/11/2022			
Level of Achievement-Project Synopsis/ Proposal Evaluation (R1)								
	Group Evaluation	Excellent (5-6)	Good (3-4)	Average (≤ 2)	Score (Max-18)			
					Student 1	Student 2	Student 3	Student 4
a	Study of the Existing Systems (PO-2)	Detailed and extensive explanation of the specifications and the limitations of the existing systems	Moderate study of the existing systems; collects some basic information	Minimal explanation of the specifications and the limitations of the existing systems; incomplete information	4			
b	Identification of Problem (PO-2)	Detailed and extensive explanation of the purpose and need of the project	Average explanation of the purpose and need of the project	Minimal explanation of the purpose and need of the project	4			
c	Formulation of Objectives and Methodology proposed (PO-3)(PO-11)	All objectives of the proposed work are well defined; Steps to be followed to solve the defined problem are clearly specified	Incomplete justification to the objectives proposed; Steps are mentioned but unclear; without justification to objectives	Objectives of the proposed work are either not identified or not well defined; Incomplete and improper specification	4			
					12			

Level of Achievement-Project Synopsis/ Proposal Evaluation (R2)								
	Group Evaluation	Excellent (5-6)	Good (3-4)	Average (≤ 2)	Score (Max-18)			
					Student 1	Student 2	Student 3	Student 4
a	Design /Development of Methodology (PO-3)	Division of problem into modules and good selection of Appropriate design methodology and properly	Divison of problem into modules and average selection of Design methodology not properly justified	Division of problem into modules but inappropriate selection of Design methodology not defined properly	4			
b	Planning of Project Work and Team Structure (PO-11,PO-9)	Time frame properly specified and being followed Objectives achieved as per time frame Appropriate distribution of project work among team	Time frame properly specified and being followed Objectives achieved as per time frame Distribution of project work inappropriate	Time frame properly specified, but not being followed Objectives achieved as per time frame Distribution of project work inappropriate	5			
c	Demonstration and Presentation (PO-11)	Contents of presentations are appropriate and well arranged Proper eye contact with audience and clear voice with	Contents of presentations are appropriate but not well arranged Satisfactory demonstration, clear voice with good spoken language	Contents of presentations are appropriate but not well arranged Presentation not satisfactory and average demonstration	4			
					13			

Level of Achievement-Evaluation by Guide(R3)								
	<u>Individual Evaluation</u>	Excellent (4-5)	Good (3)	Average (≤ 2)	Score (Max-14)			
					Student 1	Student 2	Student 3	Student 4
a	Team Work (PO-9)	Collaborates and communicates in a group situation and integrates the views of others/shown strong leadership qualities/functions effectively in diverse teams.	Exchanges some views but requires guidance to collaborate with others.	Makes little or no attempt to collaborate in a group situation	4	4	4	4
b	Technical Knowledge related to Project	Extensive knowledge related to the project	Fair knowledge related to the project	Lacks sufficient knowledge	3	3	3	3
c	Regularity/Professional ethics	Reports to the guide regularly and consistent in work	Not very regular but consistent in the work	Irregular in attendance and inconsistent in work	4	4	4	4
					10	10	10	10

Remarks by Panel	1	Include adequate references & Reference must be mentioned in properly
	2	
	3	

Project Coordinator

Head of Department
Mechanical Engineering



DEPARTMENT OF MECHANICAL ENGINEERING

BE Project Stage-II Review Evaluation Sheet (AY 2022/23 Term-II)

Group No.	A08	Project Title:	Multipower Generation using solar energy, wind energy, pedal energy.			
Guide Name:		Mrs A T Thombare				
Group Members:	Student 1:	Kamble Girish Jagannath	Total Marks (Out of 200)	186		
	Student 2:	Bamble Omkar Pandurang		185		
	Student 3:	Kokane Rahul murtidhar		185		
	Student 4:	Ahirrao.P. Abhishek		186		

Review Panel Members:		Dr.D.V.Dhonde, Dr.S.J.Navalis Dr B D Bachchhav, Mrs A T Thombare.				Date 15/03/2022			
Level of Achievement-Second Semester Project Evaluation(R4)									
	Group Evaluation	Excellent (32-40)	Very Good (24-31)	Good (20-23)	Average(15-19)	Score (Max-120)			
						Student 1	Student 2	Student 3	Student 4
a	Incorporation of suggestions with proper justification (PO1)	Changes are made as per modifications suggested during mid term evaluation and new innovations added	Changes are made as per modifications suggested during mid term evaluation and good justification	Few changes are made as per modifications suggested during mid term evaluation	Suggestions during mid term evaluation are not incorporated	38			
b	Project Demonstration (PO-11)	All defined objectives are achieved, Each module working well and properly	All defined objectives are achieved, Each module working well and properly demonstrated.	Some of the defined objectives are achieved, Modules are working well in isolation and properly	Defined objectives are not achieved, Modules are not in proper working form that further leads to failure of	37			
c	Presentation (PO-10)	Contents of presentations are appropriate and well delivered, Proper eye contact with audience and clear voice with good spoken language	Contents of presentations are appropriate and well delivered, Clear voice with good spoken language but less eye contact with audience	Contents of presentations are not appropriate, Eye contact with few people and unclear voice	Contents of presentations are not appropriate and not well delivered, Poor delivery of presentation	37			
Total						112			

Level of Achievement-Project Report Evaluation by Guide(R5)									
	Individual Evaluation	Excellent (16-20)	Very Good (14-15)	Good (10-13)	Average(8-9)	Score (Max-80)			
						Student 1	Student 2	Student 3	Student 4
a	Quality of Project Report (PO-10)	Project report is according to the specified format, References and citations are appropriate and well mentioned, Plagiarism Checked	Project report is according to the specified format, References and citations are appropriate but not mentioned well	Project report is according to the specified format but some mistakes, In-sufficient references and citations	Project report not prepared according to the specified format, References and citations are not appropriate	19	18	19	19
b	Description of Concept Technical Details	Complete explanation of the key concepts, Strong description of the technical requirements of the project	Complete explanation of the key concepts, In-sufficient description of the technical requirements of the project	Complete explanation of the key concepts but little relevance to literature, In-sufficient description of the technical requirements of	Inapropriate explanation of the key concepts, Poor description of the technical requirements of the project	18	18	18	18
c	Conclusion and Discussion (PO-10)	Results are presented in very appropriate manner, Project work is well summarized and concluded, Future extensions in the project are well specified	Results are presented in good manner, Project work summary and conclusion not very appropriate,	Results presented are not much satisfactory, Project work summary and conclusion not very appropriate, Future extensions in the project are specified	Results are not presented properly, Project work is not summarized and concluded, Future extensions in the project are not specified	19	18	18	18
d	Awards/ Publications (PO-10)	Potential of Patent /Publication in reputed journal/Awards	Potential of Publication in International conference	Potential of Publication in national conference	Potential of Poster presentation	18	19	18	19
						74	73	73	74

Remarks by Panel	1	Ergonomic aspects to be included
	2	Project is going with good pace
	3	
	4	
	5	

Dr S.V.Chandanya

Head of Department
Mechanical Engineering
AISSMS, COE, PUNE.

Dr S.J.Navale

Project Coordinator



AISSMS

COLLEGE OF ENGINEERING

ज्ञानम् सकलजनहिताय

(Accredited by NAAC with grade A+)



Department of Production Engineering
Practical Attendance Sheet 2022-23 (TERM -I)

Class : BE (Group 4)

Time : _____

Subject: Mini Project

Name of Faculty : Y. K. Punde

			Name of Faculty : <u>Y. K. Purohit</u>													
Sr. No.	Roll No	Name of Students	Date													
			28/7	28/7	04/8	04/8	25/08	08/09	08/09	21/9	16/9	16/9	21/09	22/9	22/09	
			1	2	3	4	5	6	7	8	9	10	11	12	Total	
*1	20PS319	PATIL DHANARAJ SUMANT	AB	AB	AB	AB	AB	AB	AB	P	A	A	AB	AB	AB	
*2	20PS320	PATIL DNYANESH MUKUNDA	AB	AB	AB	AB	AB			AB	A	A	AB	AB	AB	
*3	20PS321	PATIL LOKESH RAJIV	AB	AB	AB	AB	AB	AB	AB	AB	A	A	AB	AB	AB	
4	20PS322	PAWAR GAURAV SUNIL	A	B	AB	-	-	-	-	-	A	A	-	AB	-	
*5	20PS323	PAWAR SHANKAR GANESH	AB	AB	AB	AB	AB	AB	AB	AB	AB	AB	AB	AB	AB	
*6	20PS324	PAWAR SWEJAL RAJENDRA	AB	AB	AB	AB	AB	AB	AB	AB	AB	AB	AB	AB	AB	
*7	20PS325	ZAREKAR PRANAV SANTOSH	AB	AB	AB	AB	AB	AB	AB	AB	AB	AB	AB	AB	AB	
*8	20PS326	SAID SIDDHANT VISHWAS	AB	AB	AB	AB	AB	P	AB	AB	AB	AB	AB	AB	AB	
*9	20PS327	SIDDIQUI ZAIN FARHATEJAJ	A	-	-	-	-	-	-	-	A	A	-	AB	-	
*10	20PS328	SONWANE GANESH ASHOK	AB	AB	AB	AB	AB	AB	AB	AB	AB	AB	AB	AB	AB	
11	20PS329	THORAT VAIBHAV NANDKISHOR	AB	AB	AB	AB	AB	A	A	A	AB	AB	AB	AB	AB	
12	18PS026	RITE AKASH SATISH	AB	AB	AB	AB	AB	AB	AB	AB	AB	AB	AB	AB	AB	
*13	17PS016	G HARDE NOVIL PRAMOD	AB	AB	AB	AB	AB	AB	AB	AB	AB	AB	AB	AB	AB	
14																
15																

HOD Signature

Head of Department
Production Engineering
AISSMS COE, PUNE I

Faculty Signature

All India Shivaji Memorial Society's
College of Engineering, Pune - 411 001
Practical Attendance Sheet 2022-23 (TERM -I)

Department: Production Engineering

Class : BE (Batch)

Subject: Mini Project

Time : 10:30-12:30 to 1 to 3:00

Name of Faculty : Y. K. Fule.

Sr. No.	Roll No	Name of Students	Date											
			29/09	30/09	01/10	02/10	03/10	04/10	05/10	06/10	07/10	08/10	09/10	10/10
1	20PS319	Patil Dhanraj Sumant	DPatil	DPatil	DPatil	DPatil	DPatil	DPatil	DPatil	DPatil	DPatil	DPatil		
2	20PS320	Patil Dnyanesh Mukunda	DPatil	DPatil	DPatil	DPatil	DPatil	DPatil	DPatil	DPatil	DPatil	DPatil		
3	20PS321	Patil Lokesh Rajiv												
4	20PS322	Pawar Gaurav Sunil												
5	20PS323	Pawar Shankar Ganesh												
6	20PS324	Pawar Swejal Rajendra	SPawar	SPawar	SPawar	SPawar	SPawar	SPawar	SPawar	SPawar	SPawar	SPawar		
7	20PS325	Zarekar Pranav Santosh	B	B	B	B	B	B	B	B	B	B		
8	20PS326	Said Siddhant Vishwas	SSaid	SSaid	SSaid	SSaid	SSaid	SSaid	SSaid	SSaid	SSaid	SSaid		
9	20PS327	Siddiqui Zain Frahtejay												
10	20PS328	Sonawane Ganesh Ashok	ASonawane	ASonawane	ASonawane	ASonawane	ASonawane	ASonawane	ASonawane	ASonawane	ASonawane	ASonawane		
11	20PS329	Thorat Vaibhav Nandkishor	VTorat	VTorat	VTorat	VTorat	VTorat	VTorat	VTorat	VTorat	VTorat	VTorat		
12	18PS026	Rite Akash Satish	ARite	ARite	ARite	ARite	ARite	ARite	ARite	ARite	ARite	ARite		
13	17PS016	Gharde Novil Pramod												
14														

HOD Signature
Head of Department
Production Engineering
AISSMS COE, PUNE 1

Faculty Signature



DEPARTMENT OF PRODUCTION ENGINEERING

A Y - 2022 - 23 , SEM I , 22 SEPT 2022

CLASS: BE PRODUCTION S/W

SUBJECT - MINI PROJECT - MID TERM REVIEW

YKF2

22/9/22

TITLE OF THE PROJECT : Data Analysis To overcome with Rope vibration problem							
SR NO	NAME OF STUDENT	PROBLEM STATEMENT (10)	PROJECT INTRODUCTION (10)	METHODOLOGY ADOPTED (10)	PROGRESS OF PROJECT (10)	REFERENCE S (10)	TOTAL MARKS (OUT OF 50)
1	Lokesh Rajiv Patil	07	06	05	06	05	29
2	Ganesh Ashok Sonwane	06	06	05	06	05	28
3	Swejal Rajendra Pawar	05	06	05	06	05	27
4	Dnyanesh Mukunda Patil	05	06	05	06	05	27
5							

SIGN :	SIGN :
GUIDE NAME : Y K Funele	EXAMINER NAME : SN Chivande

NOTE : PLEASE ATTACH PRESENTATION HARD COPY TO THIS SHEET.

Head of Department
Production Engineering
AISSMS COE, PUNE 1



DEPARTMENT OF PRODUCTION ENGINEERING

A Y - 2022 - 23 , SEM I , 22 SEPT 2022

CLASS: BE PRODUCTION S/W

SUBJECT - MINI PROJECT - MID TERM REVIEW

Date: 22/9/22

TITLE OF THE PROJECT : Arduino Based Room Mapping Robot.							
SR NO	NAME OF STUDENT	PROBLEM STATEMENT (10)	PROJECT INTRODUCTION (10)	METHODOLOGY ADOPTED (10)	PROGRESS OF PROJECT (10)	REFERENCES (10)	TOTAL MARKS (OUT OF 50)
1	Akash Satish Rite	07	07	07	08	07	36
2	Dhanaraj Sumant Patil	07	08	07	08	07	37
3	Pranav Zarekar	07	07	07	08	07	36
4	Vaibhav Thorat.	08	08	07	08	07	38
5	Siddhant Said.						

SIGN :	SIGN :
GUIDE NAME : T. K. Funder	EXAMINER NAME : S. N. Chivande

NOTE : PLEASE ATTACH PRESENTATION HARD COPY TO THIS SHEET.

Head of Department
Production Engineering
AISSMS COE, PUNE 1



DEPARTMENT OF PRODUCTION ENGINEERING

A Y - 2022 - 23 , SEM I - END TERM EVALUATION

CLASS: BE PRODUCTION S/W

SUBJECT : MINI PROJECT

TITLE OF THE PROJECT: SMART STICK FOR BLIND PERSON.										
SR NO	NAME OF STUDENT	ATTENDANCE (10)	REGULARITY (10)	RELEVANCE OF TOPIC (10)	TIMELY ABSTRACT SUBMISSION (10)	LITERATURE REVIEW (10)	TECHNICAL CONTENT & SKILLS (10)	PRESENTATION (25)	QUESTION & ANSWER (15)	TOTAL (100)
1	PAWAR GAURAV SUNIL	2	6	7	8	6	7	7	7	50
2	SIDDIQUI ZAIN FARHATEJAS	0	3	5	3	3	3	3	3	23
3	G HARDE NOYIL PRAMOD	2	5	6	4	3	4	4	4	32
4										
5										
6										

SIGN:

INT EXAMINER NAME: Ms. Yogita Fundle

SIGN:

EXT EXAMINER NAME: Dr. Shrikant Thorat

Head of Department
Production Engineering,
AISSMS COE, PUNE



DEPARTMENT OF PRODUCTION ENGINEERING

A Y - 2022 - 23 , SEM I - END TERM EVALUATION

CLASS: BE PRODUCTION S/W

SUBJECT : MINI PROJECT

TITLE OF THE PROJECT : <u>Arduino based Room Mopping Robot</u>										
SR NO	NAME OF STUDENT	ATTENDANCE (10)	REGULARITY (10)	RELEVANCE OF TOPIC (10)	TIMELY ABSTRACT SUBMISSION (10)	LITERATURE REVIEW (10)	TECHNICAL CONTENT & SKILLS (10)	PRESENTATION (25)	QUESTION & ANSWER (15)	TOTAL (100)
1	PATIL DHANARAJ SUMANT	10	10	9	10	9	8	8	9	73
2	ZAREKAR PRANAV SANTOSH	10	10	9	10	9	8	8	9	73
3	SAJJID SIDDHANT VISHWAS	10	10	9	10	9	9	8	9	74
4	THORAT VAJBHAV NANDKISHOR	10	9	9	10	10	9	8	9	74
5	RITE AKASH SATISH.	10	10	9	10	9	8	8	9	73
6										

SIGN : [Signature]

INT EXAMINER NAME : Yogita Fude

SIGN : [Signature]

EXT EXAMINER NAME : Dr. Shrikant Thorat

[Signature]
Production Engineering
AISSMS COE, PUNE I



DEPARTMENT OF PRODUCTION ENGINEERING

A Y - 2022 - 23 , SEM I - END TERM EVALUATION

CLASS: BE PRODUCTION S/W

SUBJECT : MINI PROJECT

TITLE OF THE PROJECT : <i>Data analysis to overcome with rope vibration problem .</i>										
SR NO	NAME OF STUDENT	ATTENDANCE (10)	REGULARITY (10)	RELEVANCE OF TOPIC (10)	TIMELY ABSTRACT SUBMISSION (10)	LITERATURE REVIEW (10)	TECHNICAL CONTENT & SKILLS (10)	PRESENTATION (25)	QUESTION & ANSWER (15)	TOTAL (100)
1	PATIL DNYANESH MUKUNDA	9	9	9	10	9	9	9	9	73
2	PATIL LOKESH RAJIV	9	9	9	10	9	9	9	9	73
3	PAVAR SWEJAL RAJENDRA	9	9	9	10	9	9	9	9	73
4	SONWANE GANESH ASHOK.	9	10	10	10	9	9	9	9	75
5										
6										

SIGN :

[Signature]

INT EXAMINER NAME : *Ms. Yogita Funale*

SIGN :

[Signature]

EXT EXAMINER NAME : *Dr. Shrikant Thorat*